

August 08, 2018

Blue Star Limited
Band Box House, 4th Floor,
254 D, Dr Annie Besant Road,
Worli, Mumbai 400 030, India.
T : +91 22 6654 4000
F : +91 22 6654 4001

BSE Ltd.
Phiroze Jeejeebhoy Towers,
Dalal Street, Fort,
Mumbai – 400 023
Scrip Code: 500067

National Stock Exchange of India Ltd.
Exchange Plaza, Bandra Kurla Complex,
Bandra (East),
Mumbai –400 051
Scrip Code: BLUESTARCO

www.bluestarindia.com

Dear Sirs,

Sub.: Outcome of the Board Meeting of the Company held on August 08, 2018 at Band Box House, Dr Annie Besant Road, Worli, Mumbai 400 030. The meeting of the Board of Directors of the Company commenced at 2.00 p.m. and concluded at 5.15 p.m.

Unaudited Financial Results along with Limited Review Report:

In continuation to our letter dated July 26, 2018 and pursuant to Regulation 33 of Securities Exchange Board of India (Listing Obligations and Disclosure Requirements) Regulations, 2015, we are enclosing herewith unaudited standalone and consolidated financial results for the Quarter ended June 30, 2018, duly approved by the Board of Directors of the Company at its Meeting held today.

We also enclose a copy of the Limited Review Report of the Auditors of the Company, as required under Regulation 33 of the said Regulations.

Kindly take the same on record.

Thanking You.

For **BLUE STAR LIMITED**



**VIJAY DEVADIGA
COMPANY SECRETARY**

**INDEPENDENT AUDITOR'S REVIEW REPORT ON REVIEW OF
INTERIM CONSOLIDATED FINANCIAL RESULTS**

**TO THE BOARD OF DIRECTORS OF
BLUE STAR LIMITED**

1. We have reviewed the accompanying Statement of Consolidated Unaudited Financial Results of **BLUE STAR LIMITED** ("the Parent") and its subsidiaries (the Parent and its subsidiaries together referred to as "the Group"), and its share of profit/ (loss) of its joint ventures for the quarter ended June 30, 2018 ("the Statement"), being submitted by the Parent pursuant to the requirement of Regulation 33 of the SEBI (Listing Obligations and Disclosure Requirements) Regulations, 2015, as modified by Circular No. CIR/CFD/FAC/62/2016 dated July 5, 2016.

This Statement, which is the responsibility of the Parent's Management and approved by the Board of Directors, has been prepared in accordance with the recognition and measurement principles laid down in Indian Accounting Standard 34 "Interim Financial Reporting" ("Ind AS 34"), prescribed under Section 133 of the Companies Act, 2013 read with relevant rules issued thereunder and other accounting principles generally accepted in India. Our responsibility is to issue a report on the Statement based on our review.

2. We conducted our review of the Statement in accordance with the Standard on Review Engagements (SRE) 2410 "Review of Interim Financial Information Performed by the Independent Auditor of the Entity", issued by the Institute of Chartered Accountants of India. This Standard requires that we plan and perform the review to obtain moderate assurance as to whether the Statement is free of material misstatement. A review is limited primarily to inquiries of Parent's personnel and analytical procedures applied to financial data and thus provides less assurance than an audit. We have not performed an audit and, accordingly, we do not express an audit opinion.

3. The Statement includes the results of the following entities:

Subsidiaries:

- i) Blue Star Engineering and Electronics Limited
- ii) Blue Star Qatar - WLL
- iii) Blue Star International FZCO

Joint Ventures:

- i) Blue Star M & E Engineering (Sdn) Bhd
- ii) Blue Star Oman Electro-Mechanical Co. LLC

4. Based on our review conducted as stated above nothing has come to our attention that causes us to believe that the accompanying Statement, prepared in accordance with the aforesaid Indian Accounting Standards and other accounting principles generally accepted in India, has not disclosed the information required to be disclosed in terms of Regulation 33 of the SEBI (Listing Obligations and Disclosure Requirements) Regulations, 2015, as modified by Circular No. CIR/CFD/FAC/62/2016 dated July 5, 2016, including the manner in which it is to be disclosed, or that it contains any material misstatement.

5. (a) We did not review the interim financial information of a subsidiary whose interim financial information reflect total revenue of ₹38.25 crore for the quarter ended June 30, 2018, and total profit after tax of ₹1.50 crore and total comprehensive income of ₹1.50 crore for the quarter ended June 30, 2018, as considered in the Statement. This interim financial information has been reviewed by other auditors, whose report has been furnished to us by the Management and our report on the Statement, in so far as it relates to the amounts and disclosures included in respect of this subsidiary is based solely on the report of the other auditors.

(b) The Statement include the Group's share of loss after tax of ₹2.85 crore and total comprehensive loss of ₹2.85 crore for the quarter ended June 30, 2018, in respect of 2 joint ventures, whose interim financial information have not been reviewed by us. Our report on the Statement, in so far as it relates to the amounts and disclosures included in respect of these joint ventures, is based solely on Management certified financial information. According to the information and explanations given to us by the Management, such interim financial information is not material to the Group.

Our report on the Statement is not modified in respect of these matters.

✓

6. The predecessor auditors have expressed unmodified opinions dated August 11, 2017 and May 14, 2018 respectively on their review / audit of the comparative financial information for the quarter ended June 30, 2017 and for the year ended March 31, 2018. The figures for the quarter ended March 31, 2018 represent the derived figures between the audited figures in respect of the financial year ended March 31, 2018 and the year-to-date figures up to December 31, 2017, which were subjected to a limited review by the predecessor auditors. Adjustments detailed in Note 2 to the Statement have been reviewed by us.

For DELOITTE HASKINS & SELLS LLP
Chartered Accountants
(Firm's Registration No. 117366W/W-100018)

P. B. Pardiwalla

Porus Pardiwalla
Partner
(Membership No. 040005)

MUMBAI, August 8, 2018

u

BLUE STAR LIMITED

Registered Office : Kasturi Buildings, Mohan T. Advani Chowk, Jamshedji Tata Road, Mumbai 400 020,

CIN No.: L28920MH1949PLC006870, Telephone No +91 22 6665 4000, Fax No. +91 22 6665 4152

UNAUDITED FINANCIAL RESULTS FOR THE QUARTER ENDED JUNE 30, 2018

₹ in Crores

SR. NO	PARTICULARS	CONSOLIDATED			
		QUARTER ENDED (UNAUDITED)	QUARTER ENDED (AUDITED) (Refer Note 1)	QUARTER ENDED (UNAUDITED)	YEAR ENDED (AUDITED)
		30.6.18	31.3.18	30.6.17	31.3.18
	Revenue from operations	1,507.83	1,346.33	1,519.94	4,648.13
	Other Income	2.29	2.52	4.97	9.42
	Finance Income	1.05	1.30	3.65	7.53
1	Total Income	1,511.17	1,350.15	1,528.56	4,665.08
2	Expenses				
	a) Cost of materials consumed (including direct project cost)	566.87	743.60	605.86	2,243.81
	b) Purchase of Stock in trade	327.75	569.94	302.07	1,191.29
	c) Changes in Inventories of Finished Goods, Work-in-progress and Stock-in-Trade	177.32	(368.45)	202.04	(206.14)
	d) Excise Duty	-	-	9.18	9.18
	e) Employee Benefits Expense	99.91	107.81	88.40	397.72
	f) Depreciation and Amortisation Expense	16.07	18.28	12.53	63.81
	g) Finance Cost	12.10	10.71	4.81	28.74
	h) Other Expenses	199.32	233.05	201.79	746.37
	Total Expenses	1,399.34	1,314.94	1,426.68	4,474.78
3	Profit from Operations before Exceptional Items and Tax (1-2)	111.83	35.21	101.88	190.30
4	Exceptional Items (Refer Note 5)	15.18	5.27	-	5.27
5	Profit before Tax (3+4)	127.01	40.48	101.88	195.57
6	Tax Expense				
	i) Current tax	13.44	5.83	18.27	42.60
	ii) Deferred tax	19.06	2.41	7.60	6.82
	Total Tax Expense	32.50	8.24	25.87	49.42
7	Net Profit after Tax (5-6)	94.51	32.24	76.01	146.15
8a	Share in Profit/(Loss) of Joint Ventures	(2.85)	(0.50)	0.16	(1.92)
8b	Profits attributable to Non-controlling interest	(0.08)	(0.03)	(0.02)	(0.27)
9	Net Profit for the Period (7+8)	91.58	31.71	76.15	143.96
	Other Comprehensive Income, net of tax				
	A Items that will not be reclassified to profit or loss	(0.33)	0.96	(0.74)	(2.27)
	B Items that will be reclassified to profit or loss	0.94	0.76	(0.87)	(0.12)
10	Other Comprehensive Income, net of tax	0.61	1.72	(1.61)	(2.39)
11	Total Comprehensive Income for the period (9+10)	92.19	33.43	74.54	141.57
12	Paid Up Equity Share Capital (Face Value of the share ₹ 2/-each)	19.23	19.20	19.13	19.20
13	Reserves excluding Revaluation Reserve				753.93
14	Earnings Per Share (EPS) (in ₹) (not annualised)				
	a) Basic	9.53	3.31	7.96	15.03
	b) Diluted	9.52	3.30	7.93	14.98


NOTES:

1 The Audit Committee has reviewed the above results and the Board of Directors has approved the above results at their respective meetings held on August 8, 2018. Figures for the quarter ended March 31, 2018 are balancing figures between audited figures in respect of the full financial years and the unaudited figures upto the third quarter ended December 31, 2017 which were subjected to limited review.

2 The Company has adopted Ind AS 115 - 'Revenue from Contracts with Customers', and also appropriately evaluated its revenue recognition policies, w.e.f. April 1, 2018. The changes have been applied retrospectively and the resultant impact on each of the prior reporting periods presented is tabulated below:

₹ in Crores

PARTICULARS	QUARTER ENDED (AUDITED) (Refer Note 1)	QUARTER ENDED (UNAUDITED)	YEAR ENDED (AUDITED)
	31.3.18	30.6.17	31.3.18
Revenue from Operations	(129.55)	55.42	(101.86)
Profit before Tax	(29.83)	25.28	(10.44)
Profit after Tax	(19.52)	17.69	(5.30)



3 Financial Results of Blue Star Limited (Standalone Information) :

PARTICULARS	STANDALONE			
	QUARTER ENDED			YEAR ENDED
	30.6.18	31.3.18	30.6.17	31.3.18
Revenue from operations	1,382.93	1,244.47	1,441.17	4,312.19
Profit before tax (after exceptional item)	118.09	33.69	87.00	180.89
Profit after tax	85.81	25.57	61.21	132.21
Total Comprehensive Income	85.48	26.84	60.47	130.62

4 Goods and Services Tax ("GST") was implemented with effect from July 1, 2017, which replaced excise duty and other input taxes. As per Ind AS 115, revenue from operations for the quarter ended June 30, 2018 and March 31, 2018, and year ended March 31, 2018 is reported net of GST. Therefore, revenue from operations for the current periods are not comparable with the corresponding earlier period. Comparable revenue from operations has been computed by adjusting excise duty and other input taxes from the revenue from operations of respective periods, on a like-to-like basis.

Comparable revenue from operations for the reported periods :

PARTICULARS	₹ in Crores			
	QUARTER ENDED (UNAUDITED)	QUARTER ENDED (AUDITED) (Refer Note 1)	QUARTER ENDED (UNAUDITED)	YEAR ENDED (AUDITED)
	30.6.18	31.3.18	30.6.17	31.3.18
Comparable revenue from operations	1,507.83	1,346.33	1,405.05	4,533.24

5 Exceptional Items for respective quarters & year ended are:

PARTICULARS	₹ in Crores			
	QUARTER ENDED (UNAUDITED)	QUARTER ENDED (AUDITED) (Refer Note 1)	QUARTER ENDED (UNAUDITED)	YEAR ENDED (AUDITED)
	30.6.18	31.3.18	30.6.17	31.3.18
Profit on sale of Property, Plant and Equipment	15.18	5.27	-	5.27
Total	15.18	5.27	-	5.27

6 Previous period / year's figures have been regrouped / rearranged wherever necessary.



Date : August 8, 2018
Place : Mumbai

www.bluestarindia.com

For BLUE STAR LIMITED



Vir S. Advani
Managing Director
(DIN : 01571278)



BLUE STAR LIMITED
UNAUDITED SEGMENT WISE REVENUE, RESULTS & CAPITAL EMPLOYED FOR THE QUARTER ENDED JUNE 30, 2018

₹ in Crores

Sr. No.	Particulars	CONSOLIDATED			
		QUARTER ENDED (UNAUDITED)	QUARTER ENDED (AUDITED) (Refer Note 2)	QUARTER ENDED (UNAUDITED)	YEAR ENDED (AUDITED)
I	SEGMENT REVENUE	30.6.18	31.3.18	30.6.17	31.3.18
	a. Electro- Mechanical Projects and Packaged Air Conditioning Systems	619.36	698.66	599.07	2,361.07
	b. Unitary Products	830.76	591.36	861.33	2,088.73
	c. Professional Electronics and Industrial Systems	57.71	56.31	59.54	198.33
	TOTAL SEGMENT REVENUE	1,507.83	1,346.33	1,519.94	4,648.13
II	SEGMENT RESULT				
	PROFIT BEFORE INTEREST & TAX				
	a. Electro- Mechanical Projects and Packaged Air Conditioning Systems	39.70	31.80	24.33	121.96
	b. Unitary Products	95.01	40.75	95.29	168.05
	c. Professional Electronics and Industrial Systems	8.28	7.27	9.52	24.02
	TOTAL SEGMENT RESULT	142.99	79.82	129.14	314.03
	Less: i) Finance Cost	12.10	10.71	4.81	28.74
	ii) Un-allocable Expenditure	19.06	33.90	22.45	94.99
	TOTAL PROFIT BEFORE TAXATION AND EXCEPTIONAL ITEM	111.83	35.21	101.88	190.30
	Exceptional items	15.18	5.27	-	5.27
	PROFIT BEFORE TAXATION	127.01	40.48	101.88	195.57
III	SEGMENT ASSETS				
	a. Electro- Mechanical Projects and Packaged Air Conditioning Systems	1,548.78	1,492.79	1,437.04	1,492.79
	b. Unitary Products	1,044.06	1,157.14	613.60	1,157.14
	c. Professional Electronics and Industrial Systems	120.58	87.13	97.91	87.13
	d. Un-allocable Corporate Assets	362.66	374.66	362.79	374.66
	TOTAL SEGMENT ASSETS	3,076.08	3,111.72	2,511.34	3,111.72
IV	SEGMENT LIABILITIES				
	a. Electro- Mechanical Projects and Packaged Air Conditioning Systems	1,011.01	1,039.57	978.49	1,039.57
	b. Unitary Products	538.55	774.22	478.05	774.22
	c. Professional Electronics and Industrial Systems	80.54	64.06	63.05	64.06
	d. Un-allocable Corporate Liabilities	553.88	459.22	196.01	459.22
	TOTAL SEGMENT LIABILITIES	2,183.98	2,337.07	1,715.60	2,337.07
V	CAPITAL EMPLOYED				
	(Segment Assets - Segment Liabilities)				
	a. Electro- Mechanical Projects and Packaged Air Conditioning Systems	537.77	453.22	458.55	453.22
	b. Unitary Products	505.51	382.92	135.55	382.92
	c. Professional Electronics and Industrial Systems	40.04	23.07	34.86	23.07
	d. Un-allocable Corporate Assets less Liabilities	(191.22)	(84.56)	166.78	(84.56)
	TOTAL CAPITAL EMPLOYED IN THE COMPANY	892.10	774.65	795.74	774.65

Notes :



1. Based on the "management approach" as defined in Ind AS 108-Operating Segments, the Chief Operating Decision Maker evaluates the Company's performance and allocates resources based on an analysis of various performance indicators by business segments. Accordingly, information has been presented along these business segments.
2. Figures for the quarter ended March 31, 2018 are balancing figures between audited figures in respect of the full financial years and the unaudited figures upto the third quarter ended December 31, 2017 which were subjected to limited review.
3. Previous period / year's figures have been regrouped / rearranged wherever necessary.

Date : August 8, 2018
Place : Mumbai

For BLUE STAR LIMITED

Vir S. Advani

Vir S. Advani
Managing Director
(DIN : 01571278)



**INDEPENDENT AUDITOR'S REVIEW REPORT ON REVIEW OF
INTERIM FINANCIAL RESULTS**

**TO THE BOARD OF DIRECTORS OF
BLUE STAR LIMITED**

1. We have reviewed the accompanying Statement of Standalone Unaudited Financial Results of **Blue Star Limited** ("the Company") for the quarter ended June 30, 2018 ("the Statement"), being submitted by the Company pursuant to the requirement of Regulation 33 of the SEBI (Listing Obligations and Disclosure Requirements) Regulations, 2015, as modified by Circular No. CIR/CFD/FAC/62/2016 dated July 5, 2016.

This Statement, which is the responsibility of the Company's Management and approved by the Board of Directors, has been prepared in accordance with the recognition and measurement principles laid down in Indian Accounting Standard 34 "Interim Financial Reporting" ("Ind AS 34"), prescribed under Section 133 of the Companies Act, 2013 read with relevant rules issued thereunder and other accounting principles generally accepted in India. Our responsibility is to issue a report on the Statement based on our review.

2. We conducted our review of the Statement in accordance with the Standard on Review Engagements (SRE) 2410 'Review of Interim Financial Information Performed by the Independent Auditor of the Entity', issued by the Institute of Chartered Accountants of India. This Standard requires that we plan and perform the review to obtain moderate assurance as to whether the Statement is free of material misstatement. A review is limited primarily to inquiries of Company personnel and analytical procedures applied to financial data and thus provides less assurance than an audit. We have not performed an audit and, accordingly, we do not express an audit opinion.
3. Based on our review conducted as stated above nothing has come to our attention that causes us to believe that the accompanying Statement, prepared in accordance with the aforesaid Indian Accounting Standards and other accounting principles generally accepted in India, has not disclosed the information required to be disclosed in terms of Regulation 33 of the SEBI (Listing Obligations and Disclosure Requirements) Regulations, 2015, as modified by Circular No. CIR/CFD/FAC/62/2016 dated July 5, 2016, including the manner in which it is to be disclosed, or that it contains any material misstatement.

**Deloitte
Haskins & Sells LLP**

4. The predecessor auditors have expressed unmodified opinions dated August 11, 2017 and May 14, 2018 respectively on their review / audit of the comparative financial information for the quarter ended June 30, 2017 and for the year ended March 31, 2018. The figures for the quarter ended March 31, 2018 represent the derived figures between the audited figures in respect of the financial year ended March 31, 2018 and the year-to-date figures up to December 31, 2017, which were subjected to a limited review by the predecessor auditors. Adjustments detailed in Note 2 to the Statement have been reviewed by us.

For DELOITTE HASKINS & SELLS LLP
Chartered Accountants
(Firm's Registration No. 117366W/W-100018)

P. B. Pardiwalla

Porus Pardiwalla
Partner
(Membership No. 040005)

MUMBAI, August 8, 2018

6

BLUE STAR LIMITED

Registered Office : Kasturi Buildings, Mohan T. Advani Chowk, Jamshedji Tata Road, Mumbai 400 020,

CIN No. : L28920MH1949PLC006870, Telephone No +91 22 6665 4000, Fax No. +91 22 6665 4152

UNAUDITED FINANCIAL RESULTS FOR THE QUARTER ENDED JUNE 30, 2018

₹ in Crores

SR. NO	PARTICULARS	STANDALONE			
		QUARTER ENDED (UNAUDITED)	QUARTER ENDED (AUDITED) (Refer Note 1)	QUARTER ENDED (UNAUDITED)	YEAR ENDED (AUDITED)
		30.6.18	31.3.18	30.6.17	31.3.18
	Revenue from operations	1,382.93	1,244.47	1,441.17	4,312.19
	Other Income	2.02	1.85	4.66	7.95
	Finance Income	1.11	2.00	3.84	8.19
1	Total Income	1,386.06	1,248.32	1,449.67	4,328.33
2	Expenses				
	a) Cost of materials consumed (including direct project cost)	523.69	718.74	584.38	2,140.55
	b) Purchase of Stock in trade	280.81	522.05	273.11	1,060.59
	c) Changes in Inventories of Finished Goods, Work-in-progress and Stock-in-Trade	173.94	(370.59)	195.34	(217.26)
	d) Excise Duty	-	-	9.18	9.18
	e) Employee Benefits Expense	87.84	97.66	80.74	358.77
	f) Depreciation and Amortisation Expense	14.80	17.00	13.21	60.57
	g) Finance Cost	10.93	9.16	3.32	22.88
	h) Other Expenses	191.14	225.88	203.39	730.01
	Total Expenses	1,283.15	1,219.90	1,362.67	4,165.29
3	Profit from Operations before Exceptional Items and Tax (1-2)	102.91	28.42	87.00	163.04
4	Exceptional Items (Refer Note 4)	15.18	5.27	-	17.85
5	Profit before Tax (3+4)	118.09	33.69	87.00	180.89
6	Tax Expense				
	i) Current tax	13.22	4.79	18.19	40.15
	ii) Deferred tax	19.06	3.33	7.60	8.53
	Total Tax Expense	32.28	8.12	25.79	48.68
7	Net Profit after tax (5-6)	85.81	25.57	61.21	132.21
	Other Comprehensive Income, net of tax				
	Items that will not be reclassified to profit or loss	(0.33)	1.27	(0.74)	(1.59)
8	Other Comprehensive Income, net of tax	(0.33)	1.27	(0.74)	(1.59)
9	Total Comprehensive Income for the period (7+8)	85.48	26.84	60.47	130.62
10	Paid Up Equity Share Capital (Face Value of the share ₹2/- each)	19.23	19.20	19.13	19.20
11	Reserves excluding Revaluation Reserve				909.45
12	Earnings Per Share (EPS) (in ₹) (not annualised)				
	a) Basic	8.93	2.67	6.40	13.80
	b) Diluted	8.92	2.66	6.37	13.74



NOTES:

1 The Audit Committee has reviewed the above results and the Board of Directors has approved the above results at their respective meetings held on August 8, 2018. Figures for the quarter ended March 31, 2018 are balancing figures between audited figures in respect of the full financial years and the unaudited figures upto the third quarter ended December 31, 2017 which were subjected to limited review.

2 The Company has adopted Ind AS 115 - 'Revenue from Contracts with Customers', and also appropriately evaluated its revenue recognition policies, w.e.f. April 1, 2018. The changes have been applied retrospectively and the resultant impact on each of the prior reporting periods presented is tabulated below:

₹ in Crores

PARTICULARS	QUARTER ENDED (AUDITED) (Refer Note 1)	QUARTER ENDED (UNAUDITED)	YEAR ENDED (AUDITED)
	31.3.18	30.6.17	31.3.18
	Revenue from Operations	(127.50)	45.98
Profit before Tax	(29.79)	21.94	(14.86)
Profit after Tax	(19.48)	14.35	(9.72)



3 Goods and Services Tax ("GST") was implemented with effect from July 1, 2017, which replaced excise duty and other input taxes. As per Ind AS 115, revenue from operations for the quarter ended June 30, 2018 and March 31, 2018, and year ended March 31, 2018 is reported net of GST. Therefore, revenue from operations for the current periods are not comparable with the corresponding earlier period. Comparable revenue from operations has been computed by adjusting excise duty and other input taxes from the revenue from operations of respective periods, on a like-to-like basis.

Comparable revenue from operations for the reported periods :

₹ in Crores

PARTICULARS	QUARTER ENDED (UNAUDITED)	QUARTER ENDED (AUDITED) (Refer Note 1)	QUARTER ENDED (UNAUDITED)	YEAR ENDED (AUDITED)
	30.6.18	31.3.18	30.6.17	31.3.18
Comparable revenue from operations	1,382.93	1,244.47	1,326.28	4,197.30

4 Exceptional Items for respective quarters & year ended are:

₹ in Crores

Exceptional Income/Expenses	QUARTER ENDED (UNAUDITED)	QUARTER ENDED (AUDITED) (Refer Note 1)	QUARTER ENDED (UNAUDITED)	YEAR ENDED (AUDITED)
	30.6.18	31.3.18	30.6.17	31.3.18
Profit from sale of stake in Blue Star M&E Engineering (Sdn) Bhd. (Joint Venture)	-	-	-	12.58
Profit on sale of Property, Plant and Equipment	15.18	5.27	-	5.27
Total	15.18	5.27	-	17.85

5 Previous period / year's figures have been regrouped / rearranged wherever necessary.

Date : August 8, 2018

Place : Mumbai

For BLUE STAR LIMITED





Vir S. Advani

Managing Director

(DIN : 01571278)

www.bluestarindia.com



BLUE STAR LIMITED

UNAUDITED SEGMENT WISE REVENUE, RESULTS & CAPITAL EMPLOYED FOR THE QUARTER ENDED JUNE 30, 2018


₹ in Crores

SR. NO	PARTICULARS	STANDALONE			
		QUARTER ENDED (UNAUDITED)	QUARTER ENDED (AUDITED) (Refer Note 2)	QUARTER ENDED (UNAUDITED)	YEAR ENDED (AUDITED)
		30.6.18	31.3.18	30.6.17	31.3.18
I	SEGMENT REVENUE				
	a. Electro- Mechanical Projects and Packaged Air Conditioning Systems	551.48	654.12	577.77	2,220.11
	b. Unitary Products	830.82	590.04	862.15	2,089.55
	c. Professional Electronics and Industrial Systems	0.63	0.31	1.25	2.53
	TOTAL SEGMENT REVENUE	1,382.93	1,244.47	1,441.17	4,312.19
II	SEGMENT RESULT				
	PROFIT BEFORE INTEREST & TAX				
	a. Electro- Mechanical Projects and Packaged Air Conditioning Systems	38.03	30.28	17.23	112.83
	b. Unitary Products	95.20	39.29	96.11	168.72
	c. Professional Electronics and Industrial Systems	0.07	(1.14)	(0.13)	(1.31)
	TOTAL SEGMENT RESULT	133.30	68.43	113.21	280.24
	Less: i) Finance Cost	10.93	9.16	3.32	22.88
	ii) Un-allocable Expenditure	19.46	30.85	22.89	94.32
	TOTAL PROFIT BEFORE TAXATION AND EXCEPTIONAL ITEM	102.91	28.42	87.00	163.04
	Exceptional items	15.18	5.27	-	17.85
	PROFIT BEFORE TAXATION	118.09	33.69	87.00	180.89
III	SEGMENT ASSETS				
	a. Electro- Mechanical Projects and Packaged Air Conditioning Systems	1,403.36	1,368.01	1,324.34	1,368.01
	b. Unitary Products	1,044.06	1,157.14	613.61	1,157.14
	c. Professional Electronics and Industrial Systems	4.13	3.01	5.74	3.01
	d. Un-allocable Corporate Assets	529.60	546.17	529.92	546.17
	TOTAL SEGMENT ASSETS	2,981.15	3,074.33	2,473.61	3,074.33
IV	SEGMENT LIABILITIES				
	a. Electro- Mechanical Projects and Packaged Air Conditioning Systems	886.94	943.90	896.33	943.90
	b. Unitary Products	538.56	774.20	478.05	774.20
	c. Professional Electronics and Industrial Systems	1.35	0.78	3.99	0.78
	d. Un-allocable Corporate Liabilities	514.74	426.80	148.09	426.80
	TOTAL SEGMENT LIABILITIES	1,941.59	2,145.68	1,526.46	2,145.68
V	CAPITAL EMPLOYED				
	(Segment Assets - Segment Liabilities)				
	a. Electro- Mechanical Projects and Packaged Air Conditioning Systems	516.42	424.11	428.01	424.11
	b. Unitary Products	505.50	382.94	135.56	382.94
	c. Professional Electronics and Industrial Systems	2.78	2.23	1.75	2.23
	d. Un-allocable Corporate Assets less Liabilities	14.86	119.37	381.83	119.37
	TOTAL CAPITAL EMPLOYED IN THE COMPANY	1,039.56	928.65	947.15	928.65

Notes :

- 1 Based on the "management approach" as defined in Ind AS 108-Operating Segments, the Chief Operating Decision Maker evaluates the Company's performance and allocates resources based on an analysis of various performance indicators by business segments. Accordingly, information has been presented along these business segments.
- 2 Figures for the quarter ended March 31, 2018 are balancing figures between audited figures in respect of the full financial years and the unaudited figures upto the third quarter ended December 31, 2017 which were subjected to limited review.
- 3 Previous period / year's figures have been regrouped / rearranged wherever necessary.

Date : August 8, 2018
Place : Mumbai

For BLUE STAR LIMITED

Vir S. Advani
Managing Director
(DIN : 01571278)

